

D.A.V PUBLIC SCHOOL

ASHOK VIHAR PH-4

PRE SCHOOL 2019-20



HOLIDAYS ARE THE BEST TIME OF THE YEAR,

TIME TO SHOUT, CLAP AND CHEER,,

JUMP ABOUT AND HAVE LOTS OF FUN

ENJOY TREATS IN TONS AND TONS.

PLAN A TRIP, GO AROUND AND EXPLORE

BE IT MOUNTAINS OR THE SEA SHORE

BE HELPFUL AND NICE TO ALL, EACH DAY,

YOU ARE DAVIANS WINNERS ALL THE WAY.

We hope the children enjoyed their first spell in school as much as we enjoyed getting to know them. The school is a second home. Hope our children have started feeling at home in school by now.

Summer Vacations are just round the corner. To keep our little ones indoors in the sweltering heat and to utilize their time with constructive and creative activities, we are sending a few assignments that would help the children get a grasp of the work done in the school.

For The Parents

- ☐ **Be a Friend** : Play games with your child like – Ludo, Carom-board or scrabble.
- ☐ **Explore Nature** : Take your child for morning walk, count trees, cars, stones, flowers, etc. while going for a walk.
- ☐ **Sharpen Memory** : Put a few things on a tray show the tray to your child for a while and then cover the tray. Ask your child to name the objects which were on the tray. This activity will help enhancing the memory and vocabulary of your child.

Imbibe ‘Social Skills’ in your child.

- ☐ **Greeting with a smile when someone comes to the house**
- ☐ **Conversing freely with visitors, relatives coming over to the house**
- ☐ **Answering the phone calls with a polite “Hello”, also asking “May I know who is calling?”**
- ☐ **Speaking politely and sharing with peers.**

// Using the magic words

I’m Sorry Please... Excuse Me ! Thank You May I

Let’s Converse in English

- ☐ **How are You? I’m good. Thank You.**
- ☐ **I am thirsty. Please give me Water.**
- ☐ **Please, open / close my tiffin / bottle.**
- ☐ **I have finished my work / food**
- ☐ **Please, switch off / on the light / fan.**

INDEPENDENT ME

Engage your child in the following fine motor activities –

- ☐ **Eat lunch on your own**
- ☐ **Zippering and unzipping**
- ☐ **Buckling and Unbuckling**
- ☐ **Opening and closing the bottle cap/ tiffin lids**
- ☐ **Turning pages of a book**

DO PAGES 1 TO 10 OF FUN WITH ENGLISH

DO PAGES 1 TO 11 OF FUN WITH MATHS

Learn 8-10 lines on Myself in English for competition after vacation. [Also write lines in the school diary]


. Do colouring worksheets.[use plastic crayons]

HAPPY HOLIDAYS!!!


HAPPY LEARNING!!!



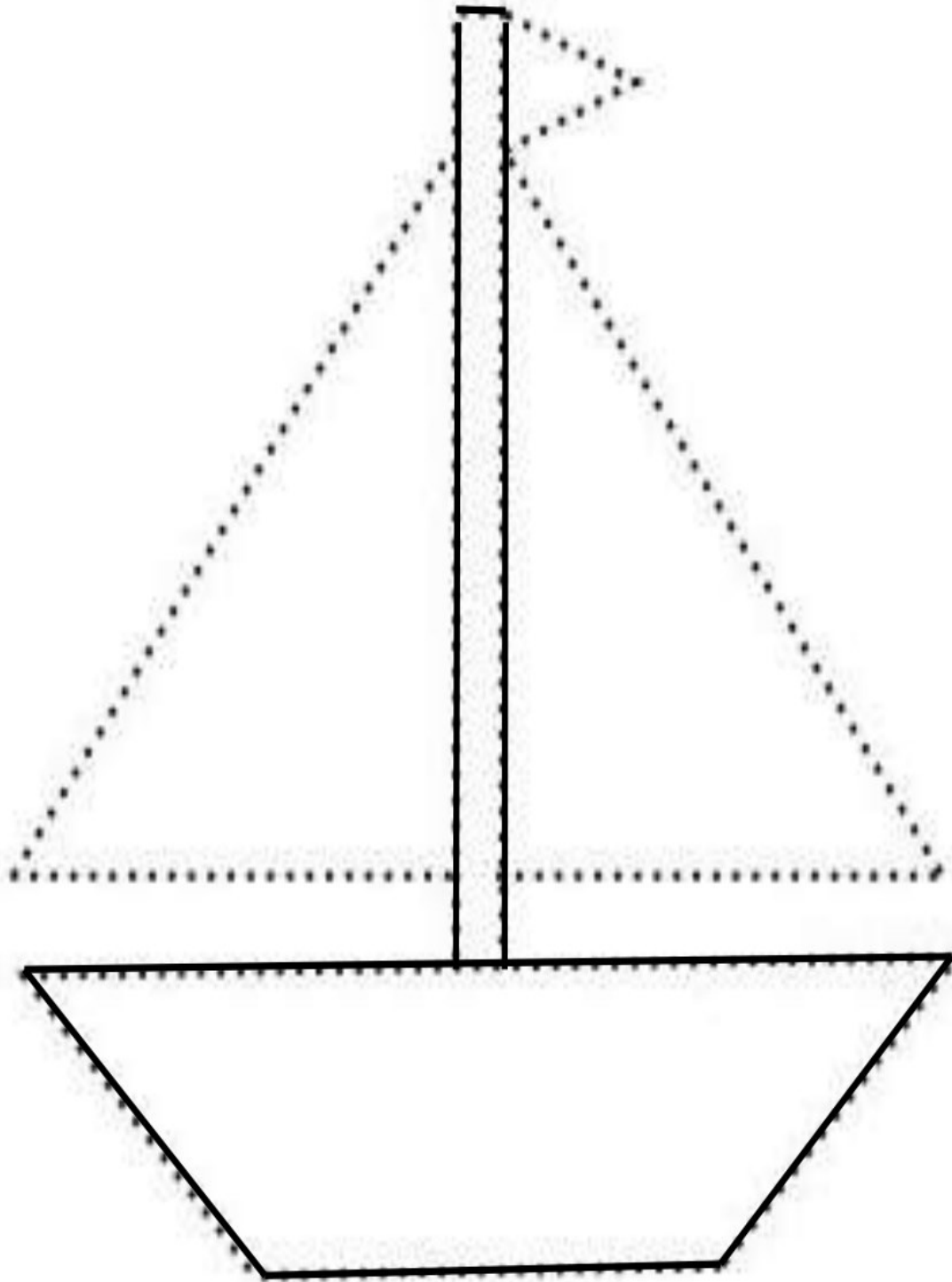
Trace the pattern-Standing Line



Trace and color the shapes.

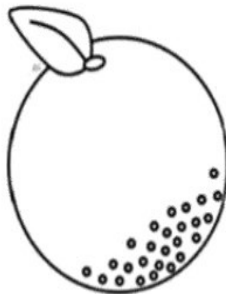
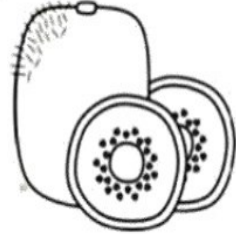



TRACE THE TRIANGLES AND DO EAR BUD PRINTING IN THE PICTURE:



Good
for My
Teeth
Bad
for My
Teeth

Color things that are GOOD for your
teeth. Put an X on what is BAD for
your teeth!





Shapes and Colors: Trace the circles and colour each with a different colour.



Let's make them...

'Little Chefs'

Make a delicious Ice-Cream shake at home with your child. Discuss the steps in sequence to make it.

Remember to click a photographs while the little chef is at work.



Oreo-Ice Cream Shake Recipe

INGREDIENTS:

- | | | |
|---|--|---------------------------------|
| 🍪 8 Oreo biscuits in Sandwich bag crushed | | 🍦 4 Scoops of vanilla ice-cream |
| 🥛 2 cups milk | | 🍦 Handful of ice |

Blend everything in a blender until smooth, then...

Yummy



**PASTE
A
PHOTOGRAPH**